

Name: _____

Date: _____

MFM2P – Equations of Lines – Day 5: Graphing $y = mx + b$

Graph the following equations on the grids given below.

Note: When you write the slope as a fraction, any negative signs should be placed in the numerator only.

Equation 1	Equation 2
$y = \frac{2}{3}x - 4$	$y = \frac{-4}{3}x + 6$
Slope = $\frac{2}{3}$ Rise = +2 Run = +3 y-intercept = -4	Slope = $\frac{-4}{3}$ Rise = -4 Run = +3 y-intercept = 6
Graph: <div style="text-align: center; margin-top: 10px;"> </div>	Graph: <div style="text-align: center; margin-top: 10px;"> </div>
Describe how you graphed the line.	Describe how you graphed the line.

Name: _____

Date: _____

Graph the following equations on the grids given below.

Note: When you write the slope as a fraction, any negative signs should be placed in the numerator only.

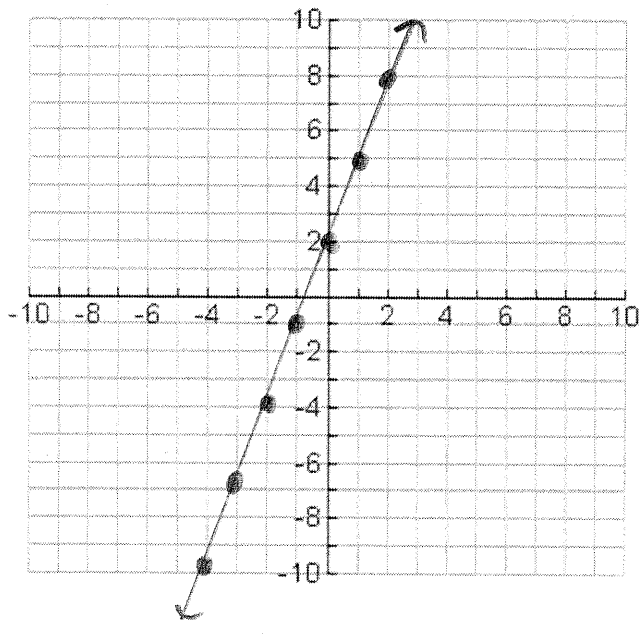
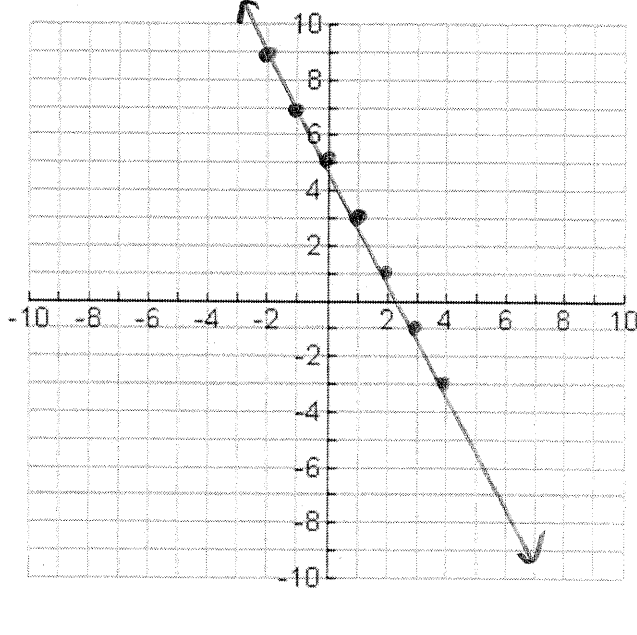
Equation 3	Equation 4
$y = \frac{1}{4}x - 1$	$y = \frac{-5}{2}x + 3$
Slope = $\frac{1}{4}$ Rise = +1 Run = +4 y-intercept = -1	Slope = $-\frac{5}{2}$ Rise = -5 Run = +2 y-intercept = +3
Graph: 	Graph:
Describe how you graphed the line.	Describe how you graphed the line.

Name: _____

Date: _____

Graph the following equations on the grids given below.

Note: When you write the slope as a fraction, any negative signs should be placed in the numerator only.

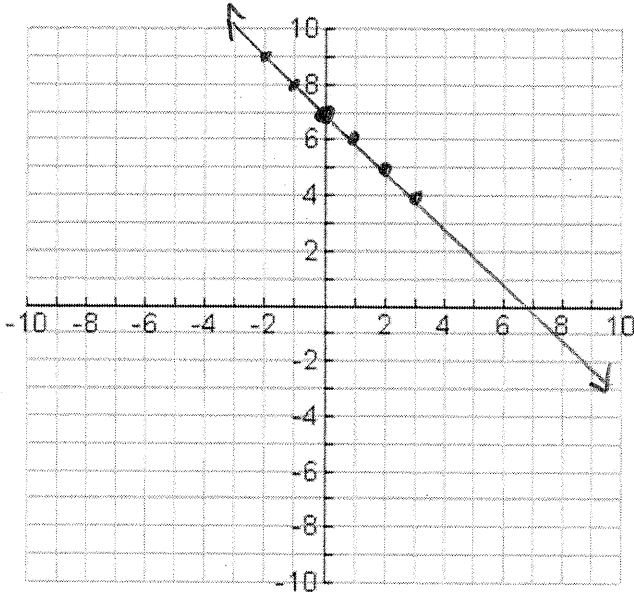
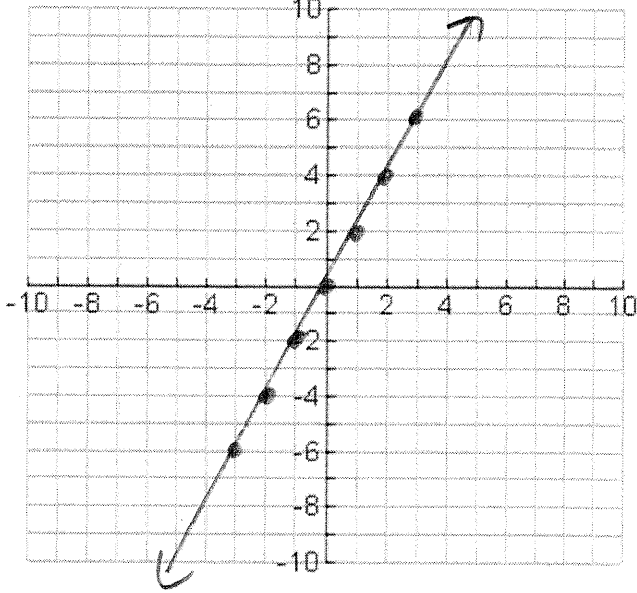
Equation 5	Equation 6
$y = 3x + 2$ Slope = 3 Rise = +3 Run = +1 y-intercept = +2	$y = -2x + 5$ Slope = -2 Rise = -2 Run = +1 y-intercept = +5
Graph: 	Graph: 
Describe how you graphed the line.	Describe how you graphed the line.

Name: _____

Date: _____

Graph the following equations on the grids given below.

Note: When you write the slope as a fraction, any negative signs should be placed in the numerator only.

Equation 7	Equation 8
$y = -x + 7$	$y = 2x$
Slope = -1 Rise = -1 Run = 1 y-intercept = 7	Slope = 2 Rise = $+2$ Run = $+1$ y-intercept = 0
Graph: 	Graph: 
Describe how you graphed the line.	Describe how you graphed the line.