

Unit 7 – Trigonometry

The study of the relationships of sides and angles in triangles.

Applications of Trigonometry

Learning Goal

What's in Our Toolbox?

\sin

\cos

\tan

\sin^{-1}

\cos^{-1}

\tan^{-1}

The Pythagorean Theorem

The Sine Law

The Cosine Law

What's in Our Toolbox?

sin

cos

tan

\sin^{-1}

\cos^{-1}

\tan^{-1}

The Pythagorean Theorem

The Sine Law

The Cosine Law

Used for

_____ Triangles

What's in Our Toolbox?

\sin

\cos

\tan

\sin^{-1}

\cos^{-1}

\tan^{-1}

The Pythagorean Theorem

The Sine Law

The Cosine Law

Used for

_____ Triangles

What's in Our Toolbox?

sin

cos

tan

\sin^{-1}

\cos^{-1}

\tan^{-1}

The Pythagorean Theorem

The Sine Law

The Cosine Law

Used to solve

for _____

What's in Our Toolbox?

sin

cos

tan

\sin^{-1}

\cos^{-1}

\tan^{-1}

The Pythagorean Theorem

The Sine Law

The Cosine Law

Used to solve

for _____

What's in Our Toolbox?

\sin

\cos

\tan

\sin^{-1}

\cos^{-1}

\tan^{-1}

The Pythagorean Theorem

The Sine Law

The Cosine Law

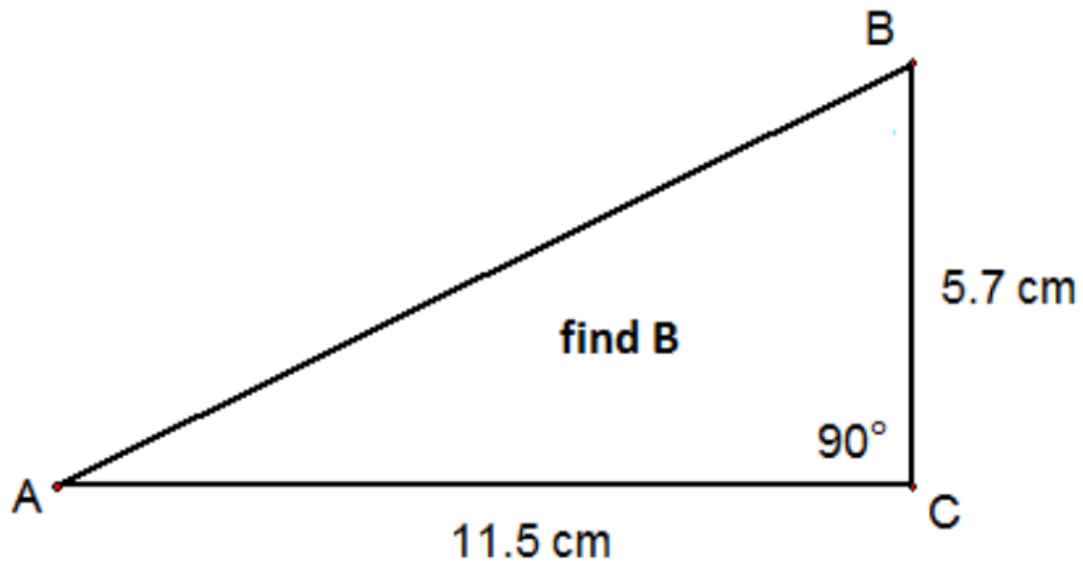
Used to solve for

_____ & _____

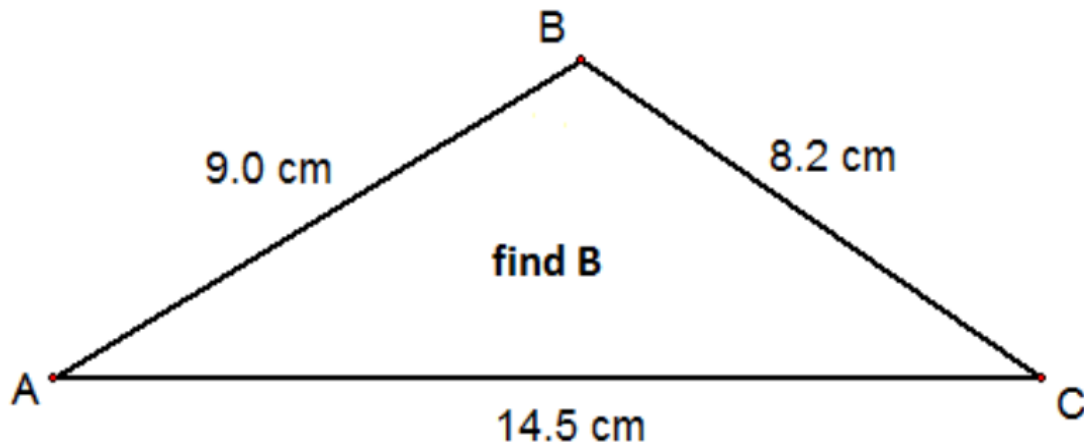
What tool would you use?

On the pages that follow,
simply circle the tool that
you would use to solve
for the indicated side or
angle.

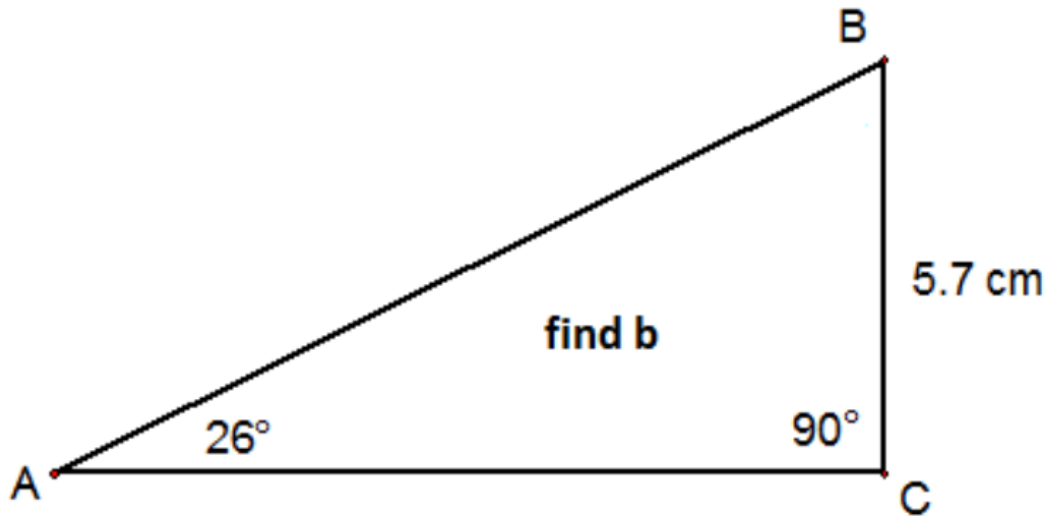
- a) \sin b) \cos c) \tan d) \sin^{-1} e) \cos^{-1} f) \tan^{-1}
g) The Sine Law h) The Cosine Law
i) The Pythagorean Theorem



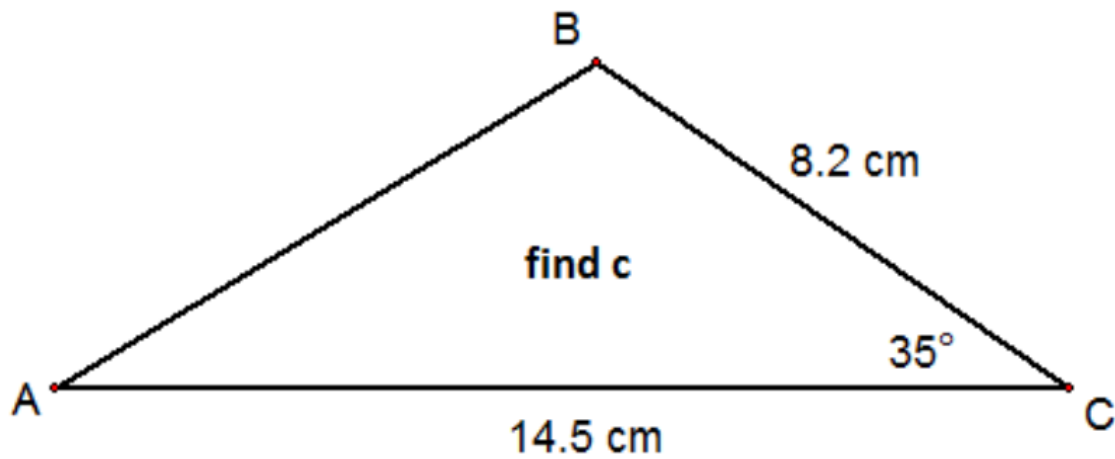
- a) \sin b) \cos c) \tan d) \sin^{-1} e) \cos^{-1} f) \tan^{-1}
g) The Sine Law h) The Cosine Law
i) The Pythagorean Theorem



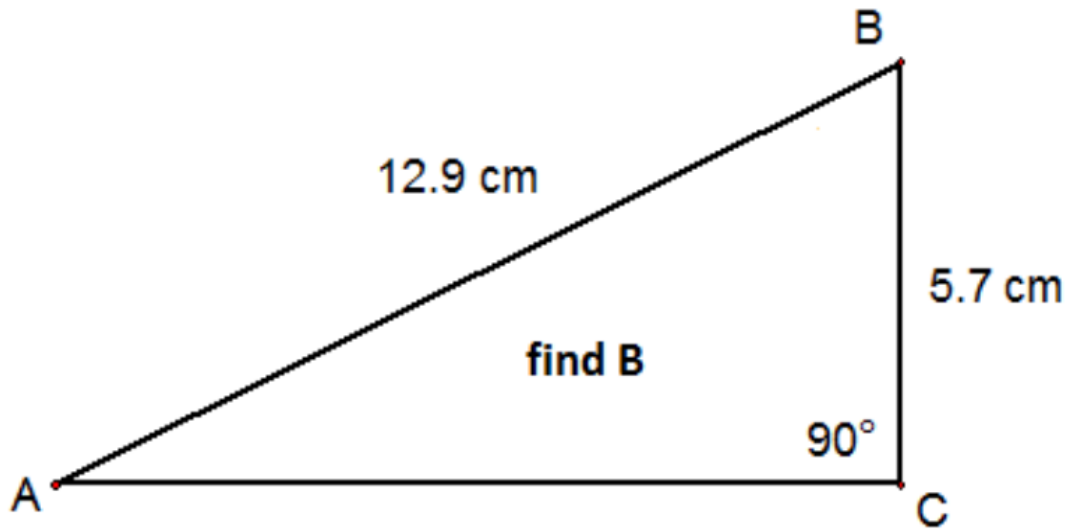
- a) \sin b) \cos c) \tan d) \sin^{-1} e) \cos^{-1} f) \tan^{-1}
g) The Sine Law h) The Cosine Law
i) The Pythagorean Theorem



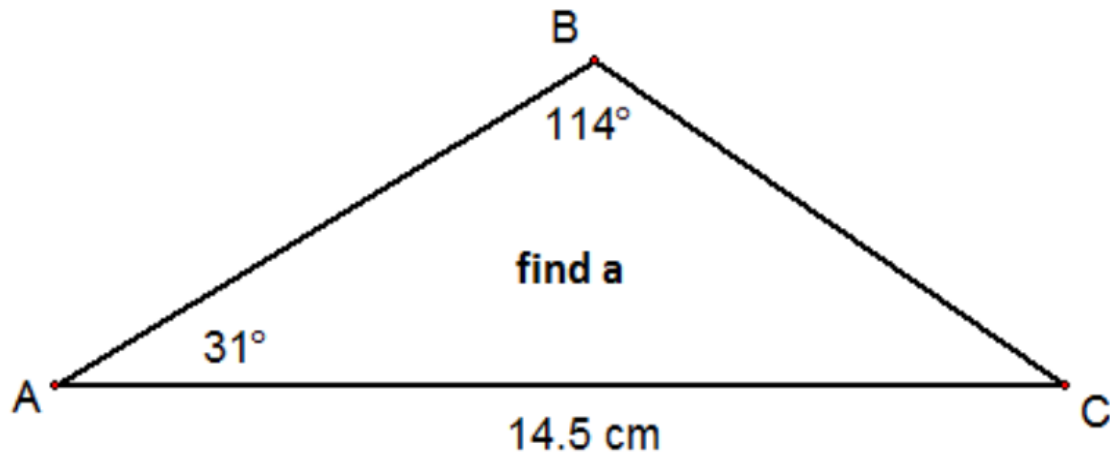
- a) \sin b) \cos c) \tan d) \sin^{-1} e) \cos^{-1} f) \tan^{-1}
g) The Sine Law h) The Cosine Law
i) The Pythagorean Theorem



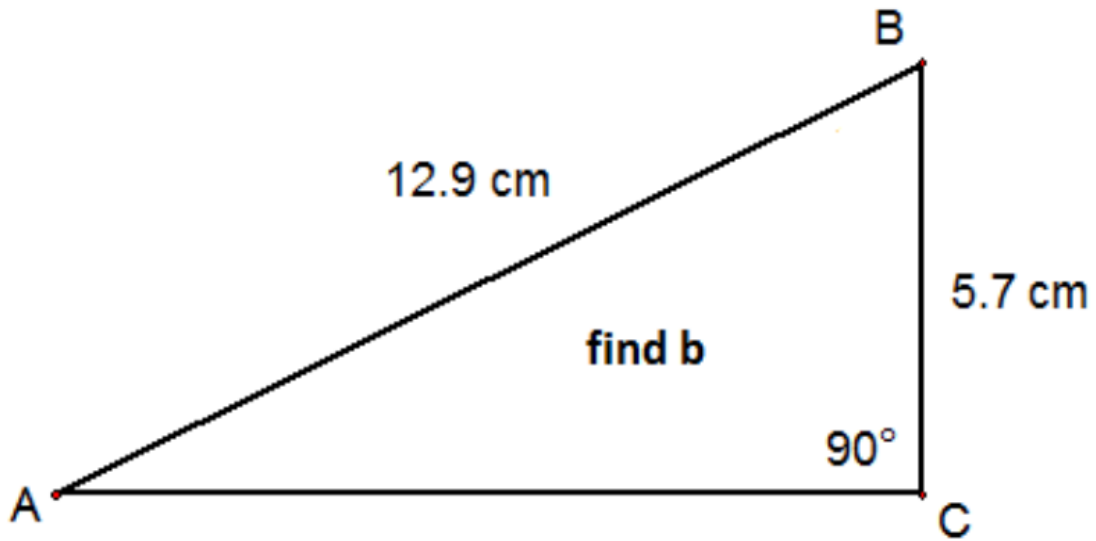
- a) \sin b) \cos c) \tan d) \sin^{-1} e) \cos^{-1} f) \tan^{-1}
g) The Sine Law h) The Cosine Law
i) The Pythagorean Theorem



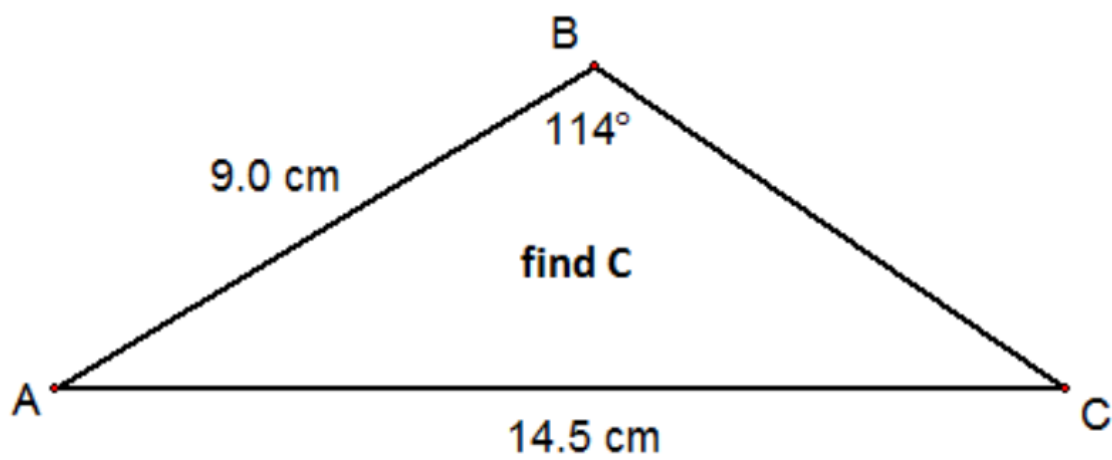
- a) \sin b) \cos c) \tan d) \sin^{-1} e) \cos^{-1} f) \tan^{-1}
g) The Sine Law h) The Cosine Law
i) The Pythagorean Theorem



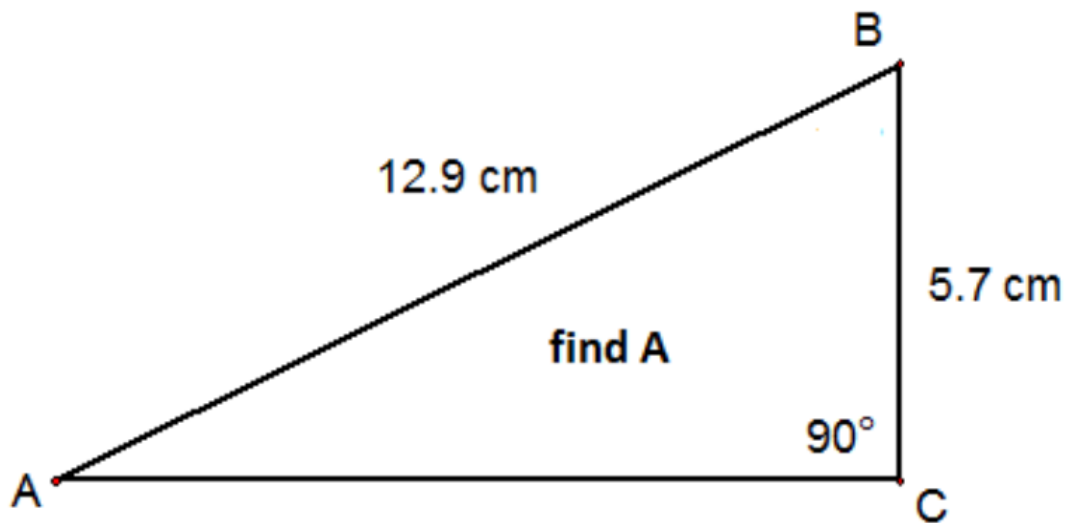
- a) \sin b) \cos c) \tan d) \sin^{-1} e) \cos^{-1} f) \tan^{-1}
g) The Sine Law h) The Cosine Law
i) The Pythagorean Theorem



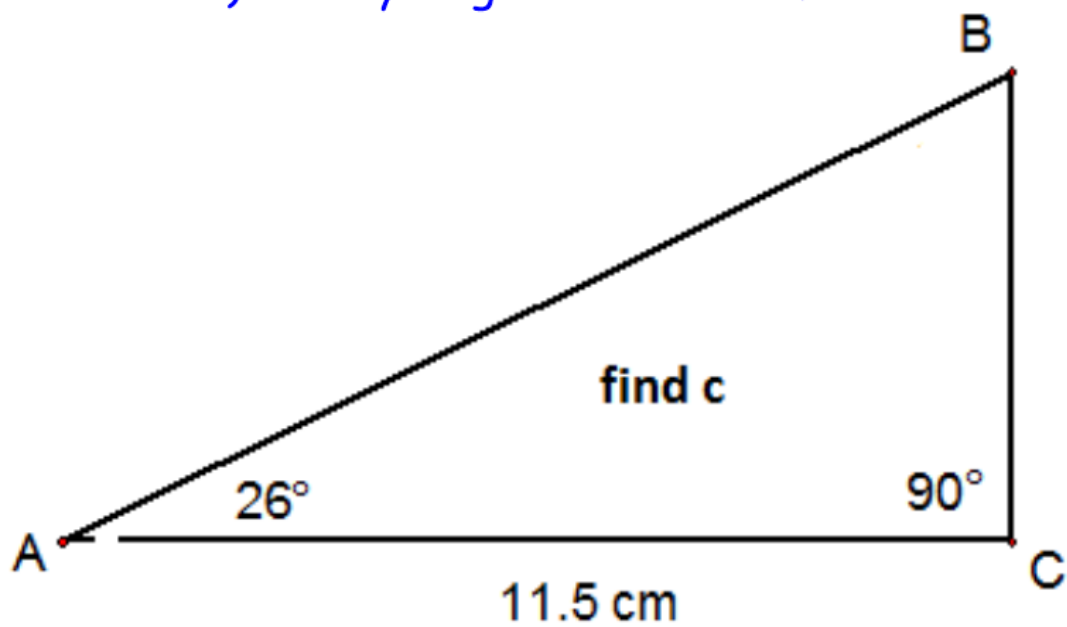
- a) \sin b) \cos c) \tan d) \sin^{-1} e) \cos^{-1} f) \tan^{-1}
g) The Sine Law h) The Cosine Law
i) The Pythagorean Theorem



- a) \sin b) \cos c) \tan d) \sin^{-1} e) \cos^{-1} f) \tan^{-1}
g) The Sine Law h) The Cosine Law
i) The Pythagorean Theorem



- a) \sin b) \cos c) \tan d) \sin^{-1} e) \cos^{-1} f) \tan^{-1}
g) The Sine Law h) The Cosine Law
i) The Pythagorean Theorem



Dressing Up the Town

The town has decided to allocate some funds to help make Gravenhurst more festive this summer.

They have decided to string lights between the street lights all along Muskoka Road.

Due to poor planning they have little information about how long the strings need to be. All they know about the street can be seen in the diagram below.

Help the city council figure out the minimum length for a string of lights that stretches between the two light posts by finding the width of the road.



Dressing Up the Town

