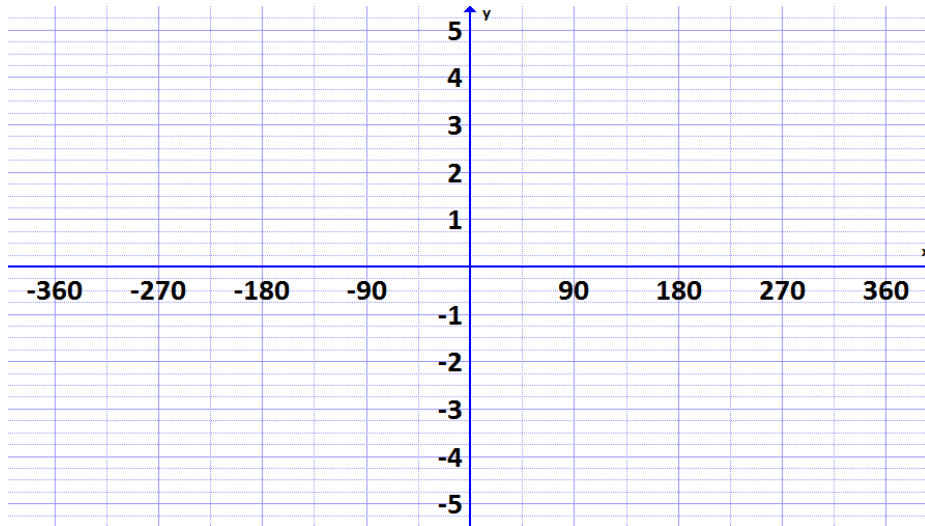


Using Transformations to Sketch the Graphs of Sinusoidal Functions

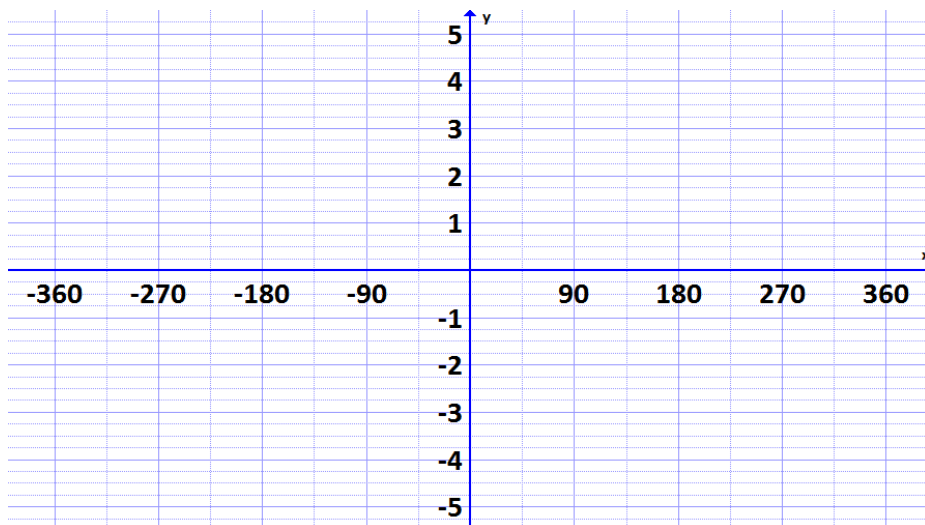
Graph $f(x) = 2 \sin(4(x - 60)) + 3$

Explain the steps you took to create the graph on the left.



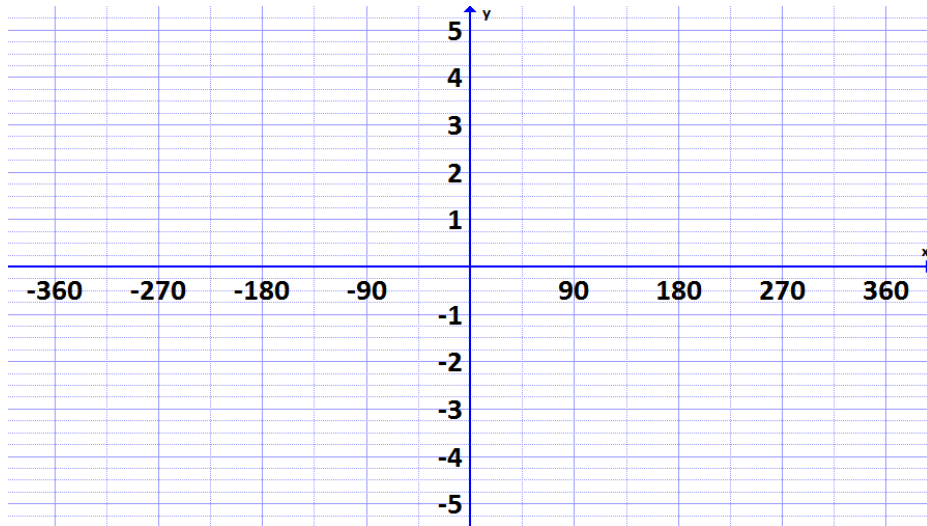
Graph $f(x) = 3 \sin\left(-\frac{1}{2}(x + 180)\right) - 1.5$

Explain the steps you took to create the graph on the left.



Graph $f(x) = -4 \cos\left(\frac{3}{4}(x + 270)\right) - 1$

Explain the steps you took to create the graph on the left.



Graph $f(x) = 0.5 \cos(-3(x - 360)) + 4$

Explain the steps you took to create the graph on the left.

